





Singapore Examinations and Assessment Board

2023 SINGAPORE-CAMBRIDGE GCE A-LEVEL EXAMINATION

EXAMINATION RULES AND REGULATIONS FOR CANDIDATES



Key to Icon	
	Important Information
	Important dates

CONTENTS

1	INTRODUCTION	3
2	EXAMINATION TIME-TABLE AND ENTRY PROOF	3
3	EXAMINATION RULES AND REGULATIONS.....	8
4	INSTRUCTIONS FOR SITTING THE EXAMINATIONS.....	14
5	INSTRUCTIONS FOR UNEXPECTED SITUATIONS	
5.1	Hospitalised candidates / Candidates with contagious diseases	15
5.2	Adverse conditions	15
5.3	Major train service disruptions	17
5.4	Others.....	18
6	RESULTS AND EXAMINATION CERTIFICATES	
6.1	Release of results	18
6.2	Appeal for review of results.....	19
6.3	Award eligibility for examination certificates.....	20
6.4	Grading systems	20
6.5	Issuing of examination certificates	21
7	ADDITIONAL INSTRUCTIONS	
7.1	Examinations with Multiple Choice Questions (MCQs).....	22
7.2	Listening Comprehension examinations.....	22
7.3	Science Practical examinations.....	22
7.4	Oral examinations.....	23
7.5	GCE A-Level H2 Music examinations	23
7.6	GCE A-Level H2 Independent Study, H3 Research Essays, and Research-based Programmes.....	24
7.7	GCE A-Level withdrawal period for H3 programmes offered by MOE partners	24
7.8	GCE A-Level Literature in English (8832 and 9509), Theatre Studies and Drama (9519) Paper 1 examinations	25
7.9	GCE A-Level Mother Tongue Language and Literature examination	25
7.10	Geography	26
7.11	e-Examinations	26
8	ANNEXES	
	Annex A-1: List of approved calculators	28
	Annex A-2: Steps to clear all memory in graphing calculators.....	28
	Annex B : List of subjects where use of dictionaries is allowed.....	32
	Annex C : List of approved dictionaries.....	34
	Annex D : List of approved texts for GCE A-Level H2&H3 Mother Tongue Language examinations	34
	Annex E : Oral Examinations Instructions	40
	Annex F : DOs and DON'Ts for the examinations	43

1 INTRODUCTION

- 1.1 The Singapore Examinations and Assessment Board (SEAB), together with the Ministry of Education, Singapore (MOE) and Cambridge Assessment International Education, are the joint examining authorities for the Singapore-Cambridge GCE-Level examinations. The examinations are administered by SEAB.
- 1.2 This document contains the examination rules and regulations that you need to know if you are sitting for the examinations as a school or private candidate.
- 1.3 By registering for the examination, you undertake, understand and agree to comply with the examination instructions, rules and regulations in this booklet and other examination documents issued by SEAB; and accept the possible consequences if you breach them.
- 1.4 SEAB may issue additional administrative or procedural instructions for the conduct of specific examinations (e.g. written papers, coursework, oral, and practical papers). You will be informed of the new or updated instructions through your school if you are a school candidate and email notifications to your registered email address if you are a private candidate. The new or updated instructions will also be published on [SEAB's website](https://www.seab.gov.sg) at <https://www.seab.gov.sg>. Unless stated otherwise, they will, form part of the examination rules and regulations for the examination year, effective from the date of announcement. You should check with your school or refer to [SEAB's website](https://www.seab.gov.sg) for any updates to the instructions and measures, prior to your examinations.
- 1.5 No part of this document, whether image, text or otherwise, may be copied, reproduced, published, adapted, modified, distributed, transmitted, communicated and / or stored in any form or by any means without the prior written permission of SEAB.
- 1.6 For clarifications, school candidates should approach your schools. Private candidates should contact SEAB via our [feedback form](https://go.gov.sg/askusseab) at <https://go.gov.sg/askusseab>.

2 EXAMINATION TIMETABLE AND ENTRY PROOF (EP)

2.1 Examination

The examination timetables are available on [SEAB's website](https://www.seab.gov.sg).

2.1.1 Oral and Listening Comprehension (LC) and Year-End Written Examinations



You will receive your personalised EP with details of the examination dates, reporting times and examination venues **from 26 June 2023**.

2.1.2 Practical Examination



You will receive details of your GCE A-Level practical examination(s) schedule(s) and the venue(s) of your practical examination(s) **by 29 September 2023**. For more information, refer to section 7.3.

- 2.1.3 There is no re-sit for all the examination papers. You will be marked as “Absent” if you missed any of the components for a subject and you will not be awarded a grade for the subject. For GCE A-Level H1 Mother Tongue Language written and Mother Tongue Language Syll B written/oral/LC examinations, candidates may register for the year-end sitting after release of the mid-year examination results.

2.2 Entry Proof (EP)

2.2.1 **For School Candidates**



You will receive a personalised EP from your school from **26 June 2023**.

2.2.2 The EP will show:

- Your centre / index number,
- Examination venue (shown as school code and centre name),
- The subjects and papers you have registered for, and
- The examination dates and times of your papers.

2.2.3 A sample EP is shown in the next page.

2.2.4 If you have registered for two papers which are scheduled to be examined at the same time on the same day, arrangements will be made for you to take one paper first, have a 45 mins break, then followed by the other paper. Schools will be notified of the alternative arrangement for the candidate by early September 2023.

Sample Entry Proof for School Candidates



2022 SINGAPORE-CAMBRIDGE GCE A-LEVEL EXAMINATION

Entry Proof for School Candidates

This is the Centre / Index number assigned to you

Statutory Name : JOHN TAN
 NRIC/FIN No. : XXXXX123A
 Centre / Index No. : 3004 / 0999
 Academic Level : JC 2
 School Name : ANGLO-CHINESE JUNIOR COLLEGE
 Class Name : 1

Date: 01-MAR-2022
 Time: 09:00

The examination centre's school code is mentioned to each subject

Subject Code / Paper	Subject Name	Mode of assessment	Exam Series	* School Code	Exam Date	Start Time	Duration	Clash
9749 / 04	PHYSICS	SCIENCE PRACTICAL	YEAR-END	0803	17-Oct-2022		2 hr 30 min	NO
9729 / 04	CHEMISTRY	SCIENCE PRACTICAL	YEAR-END	0803	20-Oct-2022		2 hr 30 min	NO
8807 / 01	GENERAL PAPER	WRITTEN	YEAR-END	0803	07-Nov-2022	08:00	1 hr 30 min	NO
8807 / 02	GENERAL PAPER	WRITTEN	YEAR-END	0803	07-Nov-2022	10:30	1 hr 30 min	NO
9758 / 01	MATHEMATICS	WRITTEN	YEAR-END	0803	08-Nov-2022	08:00	3 hr 0 min	NO
9729 / 02	CHEMISTRY	WRITTEN	YEAR-END	0803	10-Nov-2022	08:00	2 hr 0 min	NO
9758 / 02	MATHEMATICS	WRITTEN	YEAR-END	0803	11-Nov-2022	08:00	3 hr 0 min	NO
8823 / 01	ECONOMICS	WRITTEN	YEAR-END	0803	15-Nov-2022	14:00	3 hr 0 min	NO
9729 / 03	CHEMISTRY	WRITTEN	YEAR-END	0803	16-Nov-2022	08:00	2 hr 0 min	NO
9749 / 02	PHYSICS	WRITTEN	YEAR-END	0803	18-Nov-2022	14:30	2 hr 0 min	NO
9749 / 03	PHYSICS	WRITTEN	YEAR-END	0803	22-Nov-2022	14:00	2 hr 0 min	NO
9729 / 01	CHEMISTRY	WRITTEN	YEAR-END	0803	24-Nov-2022	14:00	1 hr 0 min	NO
9749 / 01	PHYSICS	WRITTEN	YEAR-END	0803	25-Nov-2022	14:30	1 hr 0 min	NO
* School Code	Centre Name	Address						
0803	ANGLO-CHINESE JUNIOR COLLEGE	25, DOVER CLOSE EAST, 139745						

Your examination centre is mentioned here

Instructions to Candidates

- You are required to bring along this Entry Proof and your photo-identification document (e.g. NRIC or Student Pass) bearing the identification number as stated on this Entry Proof when you report for the examination. You have to report to the examination centre at least 30 mins before the commencement of the examination.
- If you are sitting for a Listening Comprehension (LC) examination, you must be seated at your assigned seat in the examination room by the start time of the paper that is indicated in this Entry Proof. Attendance will be taken, and examination instructions will be announced at the start time. The broadcast of the LC examination will begin 30 minutes after the start time. For Practical Examination(s) / Mother Tongue Syllabus B (Year-end) oral Examination/ Higher Music Performing/ Music Performing Examination (where applicable), you will be informed of your examination schedule through your school.
- For subjects where calculators/dictionaries are allowed, you must ensure that your calculators/dictionaries are listed in the "Approved Calculator List"/ "Approved Dictionary List". The lists can be found online at www.seab.gov.sg. It is important that you read and be familiar with the "Instructions For Candidates Affected By A Major Disruption" document which can be found online at www.seab.gov.sg.

To Note:

- Candidates sitting the GCE N(A), N(T), O or/and A-Level Examinations are required to observe and comply with all instructions and regulations governing the examinations. These are stated in the "Examination Rules and Regulations for School Candidates" booklet which will be given to all school candidates through their schools. Candidates must also observe and comply with any additional instructions and procedures that SEAB may announce nearer to the examination dates. School candidates will be informed of any updates of instructions and procedures through their schools.
- The possession of any electronic/communication devices (e.g. mobile phones, tablets)/computerised aids (e.g. computerised wrist watches) is strictly not allowed in the examination premises (e.g. examination room/hall, quarantine room, waiting room). Candidates who are found with these devices may be prohibited from taking the examination, expelled from the examination room, refused entry for subsequent papers, have their results terminated or a grade penalty and/or be banned from registering for the examinations in future years.

End of Entry Proof

2.2.5



For Private Candidates

If you have registered for the Mid-Year examination, you will receive a personalised EP via mail by **17 May 2023**.

Your EP will show:

- Your centre / index number,
- The Mid-Year written papers that you have registered for, and
- Examination venue, examination date and time of your Mid-Year written papers.

2.2.6



If you have registered for the Year-End examination, you will receive a personalised EP via mail from **26 June 2023**.

Your EP will show:

- Your centre / index number,
- The subjects and papers you have registered for, and
- Examination venue(s), examination dates and times of your Year-End papers.

2.2.7



Please contact SEAB via our [feedback form](#) if you do not receive your EP for Mid-Year examinations by 22 May 2023 or Year-End examinations by 29 June 2023.

2.2.8

A sample EP is shown on the next page.

2.2.9

You are advised to indicate your postal address accurately during registration for the issuance of your entry proofs and examination documents, and for your assignment to examination centres.

Where possible, SEAB will post you to examination centres near your postal address for your examination(s). As the posting of the candidates is also dependent on other factors including the available examination centres for private candidates and the capacity in these centres, you may not be assigned to examination centres that are nearest to your registered address.

2.2.10

As there is a large number of papers and different combinations of subjects offered to all candidates, you may have two papers that are scheduled at the same time on the same day. Arrangements will be made for you to take one paper first, have a 45 mins break, then followed by the other paper. You will be informed of the arrangements by end-September 2023 for the GCE A-Level examinations. Please contact SEAB via our [feedback form](#) if you are not informed of the arrangements by the respective timelines indicated above.

Sample Entry Proof for Private Candidates



2022 SINGAPORE-CAMBRIDGE GCE A-LEVEL EXAMINATION

Entry Proof for Private Candidates

TAY MARY
1 HOLLAND ROAD
#04-000
SINGAPORE 760000

Date: 01-MAR-2022

Time: 09:00

Statutory Name : TAY MARY
NRIC/FIN No. : XXXXX234B
Centre / Index No. : 3513/2999

This is the Centre / Index number assigned to you

The examination centre's school code is mentioned to each subject

Subject Code / Paper	Subject Name	Mode of assessment	Exam Series	* School Code	Exam Date	Start Time	Duration	Clash
9749 / 04	PHYSICS	SCIENCE PRACTICAL	YEAR-END		17-Oct-2022		2 hr 30 min	NO
9729 / 04	CHEMISTRY	SCIENCE PRACTICAL	YEAR-END		20-Oct-2022		2 hr 30 min	NO
8807 / 01	GENERAL PAPER	WRITTEN	YEAR-END	0804	07-Nov-2022	08:00	1 hr 30 min	NO
8807 / 02	GENERAL PAPER	WRITTEN	YEAR-END	0804	07-Nov-2022	10:30	1 hr 30 min	NO
9758 / 01	MATHEMATICS	WRITTEN	YEAR-END	0804	08-Nov-2022	08:00	3 hr 0 min	NO
9729 / 02	CHEMISTRY	WRITTEN	YEAR-END	0804	10-Nov-2022	08:00	2 hr 0 min	NO
9758 / 02	MATHEMATICS	WRITTEN	YEAR-END	0804	11-Nov-2022	08:00	3 hr 0 min	NO
8823 / 01	ECONOMICS	WRITTEN	YEAR-END	0804	15-Nov-2022	14:00	3 hr 0 min	NO
9729 / 03	CHEMISTRY	WRITTEN	YEAR-END	0804	16-Nov-2022	08:00	2 hr 0 min	NO
9749 / 02	PHYSICS	WRITTEN	YEAR-END	0804	18-Nov-2022	14:30	2 hr 0 min	NO
9749 / 03	PHYSICS	WRITTEN	YEAR-END	0804	22-Nov-2022	14:00	2 hr 0 min	NO
9729 / 01	CHEMISTRY	WRITTEN	YEAR-END	0804	24-Nov-2022	14:00	1 hr 0 min	NO
9749 / 01	PHYSICS	WRITTEN	YEAR-END	0804	25-Nov-2022	14:30	1 hr 0 min	NO
* School Code	Centre Name	Address						
0804	ST. ANDREW'S JUNIOR COLLEGE	5, Sorby Adams Drive, 357691						

Your examination centre is mentioned here

Instructions to Candidates

- You are required to bring along this Entry Proof and your photo-identification document (e.g. NRIC or Passport or Printed Copy of Digital Student Pass) bearing the identification number as stated on this Entry Proof when you report for the examination. You have to report to the examination centre at least 30 minutes before the commencement of the examination.
- If you are sitting for a Listening Comprehension (LC) examination, you must be seated at your assigned seat in the examination room by the start time of the paper that is indicated in this Entry Proof. Attendance will be taken and examination instructions will be announced at the start time. The broadcast of the LC examination will begin 30 minutes after the start time.
- If you are sitting for a Science Practical Examination, you will be notified of your examination schedule, at least 7 days before the examination, by email or post. Contact SEAB at www.seab.gov.sg/contactus if you did not receive your examination schedule before the examination. For subjects where calculators/dictionaries are allowed, you must ensure that your calculators/dictionaries are listed in the "Approved Calculator List"/"Approved Dictionary List". The lists can be found online at www.seab.gov.sg. It is important that you read and be familiar with the "Instructions For Candidates Affected By A Major Disruption" document which can be found online at www.seab.gov.sg.

To Note:

- Candidates sitting the GCE N(A), N(T), O or/and A-Level Examinations are required to observe and comply with all instructions and regulations governing the examinations. These are stated in the "Examination Rules and Regulations for Private Candidates" document. The instruction document can be found online at www.seab.gov.sg. Candidates must also observe and comply with any additional instructions and procedures that SEAB may announce nearer to the examination dates. Candidates should refer to SEAB website at www.seab.gov.sg for updates of instructions and procedures before sitting for the examination.
- The possession of any electronic/communication devices (e.g. mobile phones, tablets)/computerised aids (e.g. computerised wrist watches) is strictly not allowed in the examination premises (e.g. examination room/hall, quarantine room, waiting room). Candidates who are found with these devices may be prohibited from taking the examination, expelled from the examination room, refused entry for subsequent papers, have their results terminated or a grade penalty and/or be banned from registering for the examinations in future years.

End of Entry Proof

3 EXAMINATION RULES AND REGULATIONS

It is mandatory for candidates to be familiar with and comply with all examination rules and regulations. Candidates who have registered for the examinations are deemed by SEAB to have read and understood the rules and regulations.

3.1 You must not have in your possession:

- 3.1.1 Any unauthorised electronic, communication, smart or computerised devices within the examination premises (e.g. examination venue, quarantine room, waiting room).

Examples of unauthorised devices include but are not limited to:

- | | |
|----------------------------------------------------------------------------------------------------------------------------------------------------------------------------------------------------------------------------------------|------------------------------------------------------------------------------------------------------------------------------------------------------------------------------------------------------------------------------|
| <ul style="list-style-type: none">• Computerised devices<ul style="list-style-type: none">○ Tablet○ Pocket PC○ Personal Digital Assistant○ Digital diary○ eBook | <ul style="list-style-type: none">• Communication devices<ul style="list-style-type: none">○ Mobile phone○ Smart watch○ Earphones |
| <ul style="list-style-type: none">• Smart devices<ul style="list-style-type: none">○ Smart watch○ Smart glasses○ Fitness tracker | <ul style="list-style-type: none">• Other Electronic devices<ul style="list-style-type: none">○ Camera○ Audio recorder / player○ Gaming device○ Storage device |

3.1.2 **Any unauthorised materials.**

Examples of unauthorised materials include but are not limited to:

- | | |
|------------------------------------------------------------------------------------------------------------------------------------------------------------|-------------------------------------------------------------------------------------------------------------------------------------------------------------------------------------------------------------------|
| <ul style="list-style-type: none">• Question paper from previous examination(s)• Writing paper• Sticky note• Book | <ul style="list-style-type: none">• Entry proof from previous examination• Notes / reference materials• Conversion table / Formulae sheet in mathematical set or calculator cover |
|------------------------------------------------------------------------------------------------------------------------------------------------------------|-------------------------------------------------------------------------------------------------------------------------------------------------------------------------------------------------------------------|

All stationery / belongings taken into the examination venue (e.g. pencil case, calculator(s), mathematical set, ruler, entry proof) must not have any unauthorised notes / information written on them.

- 3.1.3 **Any calculator or dictionary that is not found in the list of approved calculators / dictionaries.** Please refer to [SEAB's website](https://www.seab.gov.sg/home/examinations/approved-calculators) at <https://www.seab.gov.sg/home/examinations/approved-calculators> for the list of approved calculators and <https://www.seab.gov.sg/home/examinations/approved-dictionaries> for the list of approved dictionaries.

3.2 You must not commit or attempt any acts of dishonesty or support such acts.

For example, writing information / notes on any part(s) of your body, taking the examination on someone else's behalf, possessing unauthorised devices and unauthorised materials, as well as giving answers to or obtaining answers from another candidate.

- 3.3 **You must not commit plagiarism or support such acts.**
For example, copying from someone else's work, submitting work not of your own effort or not acknowledging the source (e.g. internet, books, etc) that you took reference from.
- 3.4 **You must not communicate or attempt to communicate with other candidate(s) / unauthorised person(s)** during the examination, or during any other occasions when communication is strictly prohibited. For example, when the answer scripts are being collected, or during your movement to the quarantine area.
- 3.5 You should always face front and not attempt to look around during the examination to avoid any misunderstanding of dishonesty act.
- 3.6 **You must not write or draw anything that is offensive or obscene** in your answers.
- 3.7 **You must not exhibit improper conduct or misbehaviour** during the examination.
For example, disturb other candidates, or disobey instructions from examination personnel.
- 3.8 **You must not leave the examination venue, quarantine or holding room** unescorted or without permission from the examination personnel. You will not be compensated for any time spent on toilet breaks.
- 3.9 **You must not flip open or turn over the question paper** until you are instructed to do so.
- 3.10 **You must stop writing/working on your answers and close the answer booklet (if applicable)** immediately when the invigilator makes the announcement to end the examination. You are to remain seated quietly while your answer script is being collected and counted.
- 3.11 **You must not remove any examination material(s) and stationery** without permission. These can include:
- answer booklet(s), writing paper(s), storage device(s) and other used or unused examination stationery from the examination venue;
 - coursework material(s) / artefact(s) from the examination centre without seeking prior approval from SEAB;
 - laboratory equipment, device(s) and chemical(s).
- 3.12 **For School Candidates**
You must not submit coursework (in part or whole) which has been submitted for past examinations. The same coursework (in part or whole) must not be submitted for more than one paper.
- 3.13 **For School Candidates**, you must be in your school uniform. If you are wearing outerwear (e.g. jacket, cardigan, windbreaker, sweater) into the examination venue, **you must ensure that your outerwear does not have any unauthorised materials or devices**. You may be asked to remove the outerwear for checks by examination personnel before or during the examinations.

3.14

For Private Candidates

You must be in an attire which is appropriate for a school environment.

Minimum Attire Requirements

Male

- Short sleeve t-shirts
- Jeans or knee-length bermudas
- Covered shoes
- Natural/black/dark brown hair colour

Female

- Sleeved tops and knee length bottoms
- Covered shoes or buckled sandals
- no flip-flops
- Natural/black/dark brown hair colour

For Science Practical examinations, it is compulsory for candidates to wear covered shoes and long pants/trousers for safety reasons.

Use of Calculators and Dictionaries

3.15 You must only bring approved calculators and dictionaries into the examination venue for examinations which allow the use of calculators and dictionaries. Any non-compliance will be considered as a breach of the examination rules and regulations, and you may be penalised.

3.16 Use of calculators



You are only allowed to use the approved calculator models listed on [SEAB's website](https://www.seab.gov.sg/home/examinations/approved-calculators) at <https://www.seab.gov.sg/home/examinations/approved-calculators>. The calculators used in the national examinations should have the following minimum features:

1. Four arithmetic operations (+, −, ×, ÷) including the order of operations and use of brackets;
2. Fractional function which retains the fraction in the form 'a/b' and 'a b/c';
3. Square root ($\sqrt{}$) and cube root ($\sqrt[3]{}$) functions, and;
4. Value of Pi (π).

The use of any calculator with unacceptable features or that allows for the retrieval of information / programmes during the examinations is an infringement of the rules and regulations. The Invigilator will check and remove your calculator(s) during the examinations if it is not approved for use.

3.16.1 Your calculator(s) must only have visual display and have no audio output.

3.16.2 You are to ensure that your calculator(s) is in working condition. Any malfunction with your calculator during the examination will not be accepted as justification for special consideration. You may bring more than one approved calculator into the examination venue.

- 3.16.3 **You are not allowed to share calculator(s)** with another candidate during the examination.
- 3.16.4 You are not allowed to use the following types of calculators:
- Calculators with **an external storage function** that allow users to input and store data via external storage media (e.g. memory cards, tapes, and plug-in modules);
 - Calculators with wireless communication capability with other machines (e.g. infra-red communication capability);
 - Calculators with capabilities for storing and playing back audio recording.
- 3.16.5 Your calculator and its cover **must not have any** mathematical formulas, conversion table, instructions or handwritings. If your calculator contains such information and if they cannot be removed, the information must be securely covered and you must inform the examination personnel of this before the start of the examination.
- 3.16.6 The original model number and brand must be indicated clearly on the calculator for verification purposes.
- 3.16.7 You do not need to obtain a sticker from SEAB to label an approved calculator. However, for school candidates, your school might issue you with one for administrative reasons, and you can paste the sticker on your calculator.
- 3.16.8 Your scientific calculator **must not** be programmable or have permanent features of a programmed kind (e.g. calculators capable of numerical integration and / or numerical differentiation).
- 3.16.9 Graphing calculators are allowed for use ONLY in subjects examined at the GCE A-Level H1, H2 and H3 Levels. You must ensure the following:
- You have cleared any information and / or programmes stored in the graphing calculators before the examination. You can refer to **Annex A-2** on the steps to clear all memory in the graphing calculators;
 - You do not bring any prepared programmes into the examination room. Information (including text or formulae) and / or programmes stored in the calculator's memory must be cleared before the examination;
 - You do not bring any calculators with built-in symbolic algebra manipulations, symbolic differentiation, or integration into the examination room.
- 3.16.10 You would be considered to have breached the examination rules and regulations if you are found in possession of a calculator with unacceptable features and/or attempt to retrieve information / programmes from the calculator during the examinations.



Use of dictionaries:

- You are only allowed to use approved printed dictionaries or handheld electronic dictionaries (e-dictionaries) for subjects that are listed in [Annex B \(For GCE A-Level\)](#). The list of approved dictionaries is found on [SEAB's website](#) at <https://www.seab.gov.sg/home/examinations/approved-dictionaries>.
- There is no approved list of dictionaries for Non-Tamil Indian Languages (NTIL). Any monolingual dictionary for those examinations may be used.
- There is no approved list of **hard-copy bilingual** dictionaries for GCE A-Level H2 Translation (Chinese). You may bring in any hard-copy bilingual dictionary (Chinese / English / English to Chinese / Chinese to English dictionary) **and thesaurus**. **Monolingual dictionaries and E-dictionaries listed in ANNEX C (List of Approved Dictionaries)** are also allowed for GCE A-Level H2 Translation (Chinese).
- Pictorial dictionaries such as “The Facts on File English/ Chinese Visual Dictionary” which functions as an encyclopaedia or compendium are not allowed for GCE A-Level H2 Translation (Chinese).
- No annotation on any pages of the printed dictionaries is allowed (e.g. written notes, post-it pads, highlights and quick tabs).
- The Invigilator will check and remove your dictionaries during the examinations if it is not approved for use.

- 3.17.1 **You must not possess** any dictionaries in examinations where the use of a dictionary is prohibited.
- 3.17.2 Your e-dictionaries must be battery operated and set to the silent mode. Ear-pieces / headphones are not permitted in the examination venue.
Note: You should ensure that a replacement set of batteries is available during your examination.
- 3.17.3 Any fault with your e-dictionary during the examination will not be accepted as justification for special consideration. If required, you may bring more than one approved e-dictionary into the examination venue.
- 3.17.4 You **must remove any external storage media** (e.g. memory card and plug-in modules) from your e-dictionary before the examination if your e-dictionary has an external storage function.

3.18 Ownership of Examination Materials

- 3.18.1 The national examination materials (e.g. examination question papers and answer scripts) are copyrighted and **must not be disseminated, published, reproduced in any other form or posted online**, without prior permission from SEAB. SEAB will take the necessary actions if there are any copyright infringements.
- 3.18.2 SEAB may recall any issued documents (including result slips and examination certificates) from you at any time at its sole discretion. Reasons for such recalls include, but are not limited to, a discovery that a candidate had committed a serious breach of the examination rules and regulations. In such cases, the candidate must return the required documents to SEAB without delay. A failure to comply may result in legal proceedings against the candidate to recover such documents and the associated costs.
- 3.18.3 All materials submitted for examination purposes (e.g. examination scripts, materials submitted for coursework, project work and research work) are deemed as examination materials and their rights shall be assigned to SEAB.
- 3.18.4 By registering for the examinations offered by SEAB, you shall assign your rights in the examination materials to SEAB, and acknowledge that SEAB may collect, use and disclose your data for the purpose of carrying out all functions and duties of the SEAB under the SEAB Act 2003.
- 3.18.5 **Examination centres and candidates are not permitted to submit** examination materials for exhibition, competition, publication or for any other purposes without the authorisation of the Chief Executive, SEAB.
- 3.18.6 SEAB may return coursework materials to the examination centres at its own discretion. While steps will be taken to avoid any damage to the coursework materials, SEAB will not be held responsible for any loss of or damage to the materials during or after marking. If your coursework materials are not returned, and should you require the coursework materials to be returned to support any applications, you should write to SEAB via our [feedback form](#) immediately after the release of the results to request for the materials. SEAB will assess your request on a case-by-case basis.



If you fail to comply with abovementioned rules and regulations or any other additional instructions issued by SEAB for any specific examination paper or subject, you would be deemed to have breached the examination rules and regulations. As a result, you may:

- **Be prohibited from taking the examination(s);**
- **Be expelled from the examination premise;**
- **Be refused entry for subsequent papers;**
- **Have your results annulled or be imposed with a grade penalty;**
- **Have your result slip and / or examination certificate withheld or confiscated;**
- **Be banned from registering for future examination(s); and/or**
- **Be reported to the police for investigation and consequential prosecution.**

4 INSTRUCTIONS FOR SITTING THE EXAMINATIONS

4.1 Reporting for examination

- 4.1.1 You are required to report to your examination centre **at least 30 minutes** before the start of the examination. You must be seated at your assigned desk at least 15 minutes before the start of the examination.
- 4.1.2 You will **not** be given any make-up time if you report late for the examination. If you report after the end of the examination, you will be marked as absent for the paper and will receive an “Absent” grade for the subject.

4.2 During examination

- 4.2.1 You must **not** flip open the question paper and answer booklet or start reading and writing unless you are told to do so by the examination personnel.
- 4.2.2 You must place your entry proof and photo identification document (e.g. NRIC / Passport / Driver’s License / Foreign Identification Documents / Student Concession Pass) on your desk throughout the examination. The photo identification document should contain the name and identification number used for your registration for your examination.
- 4.2.3 Access Arrangements (AA): If you are granted AA, you should present the AA outcome letter to the examination personnel **before the start of the examination**. You must alert the examination personnel immediately if your approved AA is not given to you.
- 4.2.4 You should use 2B pencils for the shading of the Personalised Multiple Choice Answer Sheet (PMCAS). A soft eraser should be used if you wish to change your answers.
- 4.2.5 You should write your answers clearly in blue /black ballpoint pen.
- 4.2.6 You should not use highlighters to highlight any part of your answers as this may affect the legibility of the answers. You are however, allowed to highlight questions in the question papers and answer booklets.
- 4.2.7 You must submit your answers in the language in which the question paper is set, unless instructed otherwise by the questions.
- 4.2.8 You are advised not to use **correction fluid/ tape** in the national examinations. There have been instances where the use of correction fluid had affected the legibility of the examination scripts. There have also been instances where answers were left incomplete after the correction fluid/ tape had been applied. In addition, answer scripts with correction fluid/ tape may be damaged if they are required to be scanned. The pages may also be stuck together if the fluid has not dried.
- 4.2.9 **You must not eat** in the examination venue. However, you can drink water and the water bottle must be placed on the floor next to your seat.

5 INSTRUCTIONS FOR UNEXPECTED SITUATIONS

5.1



If you are hospitalised or suffering from contagious diseases (e.g. chicken pox), you **must inform your school (for school candidates) or SEAB via our [feedback form](#) (for private candidates) as soon as you have seen a doctor.**

Arrangements can be made for you to sit the examination if:

- you have been certified as medically fit by a qualified medical practitioner to sit for the examination; and
- your request to sit for the examination is submitted through your school to SEAB (for school candidates) or directly to SEAB **via our [feedback form](#)** (for private candidates) before the start of examination.

SEAB can make arrangements for you to take the examination in the hospital if you are hospitalised, or at your own school or designated examination centre if you have certain types of contagious diseases. You will have to provide your own stationery, dictionary, calculator etc when you sit your examination in the hospital, at your own school or at your designated examination centre.

5.2 If you are **unable to sit for an examination due to unforeseen situations** or **have sat the examination under adverse conditions** (e.g. medical reasons, bereavement, physical injuries), you may apply for special consideration (SC), provided:

5.2.1 **You have completed at least 50% of the component weighting for the affected subject; and**

5.2.2 You have the relevant evidence and supporting documents to support your application (e.g. medical report / statement from a qualified medical practitioner or a death certificate due to bereavement reason).

5.2.3 All SC applications due to medical illness must be supported by a medical report/statement from a qualified medical practitioner or relevant supporting documents.

- The medical report / statement must clearly state the **doctor's diagnosis** and be dated the same day as the affected examination date(s) to certify that you were unwell while taking the examination or are unfit to take the examination.
- Medical documents submitted with dates not covering the assessment and examination date(s)/period will not be accepted.
- Medical certificates without the doctor's diagnosis **are not** valid supporting documents.

5.2.4 **For School Candidates**

You must inform your school early before the start of the affected examination paper or immediately after the affected examination paper, if you have been/ would be adversely affected by the event.

You may submit SC application(s) with the supporting document(s) to SEAB through your school no later than 3 working days after the day of examination. Late application will not be accepted after **the deadlines as stipulated in Para 5.2.6.**

5.2.5 For Private Candidates

If you are affected by the event for any examination paper, you may submit SC application(s) with the supporting document(s) through SEAB Candidates Portal (CP) at <https://myexams.seab.gov.sg/auth/login> using your Singpass or your username & password used during registration. Upon login, click on Making Requests > Special Consideration.

You may submit SC application(s) with the supporting document(s) to SEAB through your school no later than 3 working days after the day of examination. Late application will not be accepted after **the deadlines as stipulated in Para 5.2.6.**

For clarification on Special Consideration matters, you may e-mail to [SEAB GCE SC@seab.gov.sg](mailto:SEAB_GCE_SC@seab.gov.sg).

5.2.6



School candidates **must inform your school** and Private candidates must inform **SEAB via email to [SEAB GCE SC@seab.gov.sg](mailto:SEAB_GCE_SC@seab.gov.sg)** before the start of the affected examination paper or immediately after the affected examination paper, if your examination performance would be or have been adversely affected by the circumstances under 5.2.

Please inform your school / SEAB early, as you have to factor in the need to submit your completed SC application(s) with the supporting documents to SEAB, no later than 3 working days after the last day of the examination. The **latest date** for submission of SC for each examination are as follows:

Latest date for submission of SC application	Exam Level	Remarks
By 21 Jul (Fri)	A-level	Mid-year Mother Tongue Language (MTL)/MTL B examination Oral and Listening Comprehension (LC) Exams conducted in Jul)
By 31 Oct (Tue)	A-level	For Science Practical papers
By 6 Dec (Wed)		For Year-end papers

Note: All School and Private Candidates are advised to submit the SC application(s) and supporting document(s) to schools and in CP as soon as they are available to allow timely processing of the applications. Late submissions or applications with incomplete information or supporting documents from the deadlines stated above would not be processed.

5.3 Major Train Service Disruptions

- In the event of a major train service disruption, you **do not** have to obtain any documentation from the train operators.
- The list of examination centres near MRT / LRT stations can be obtained from:
 - [SEAB's website](https://www.seab.gov.sg/) at <https://www.seab.gov.sg/>;
 - SEAB's advisory posters at the MRT stations; and
 - LTA's 'MyTransport.SG' app

You should go through and familiarise yourself with the list **at least one week before the start of your examinations.**

5.3.1 If you can arrive at your designated examination centre **before the end of the paper**:

5.3.1.1 You should still make your way to your designated examination centre;

5.3.1.2 You will be given the full duration to sit the paper **if you arrive before the end of the paper.**

5.3.2 If you are unable to arrive at your designated examination centre before the end of the paper:

5.3.2.1 You can head to an examination centre nearest to you to take your examination. School candidates should inform your school and private candidates should [contact SEAB](#) immediately to notify SEAB of the examination centre that you are heading to;

5.3.2.2 You should follow the instructions provided at the train station on the bridging transport services available, or head to the Passenger Service Centre for assistance;

5.3.3 If you arrive at the examination centre after the paper has ended or are unable to reach an examination centre at all, school candidates should inform your school and private candidates should [contact SEAB](#) immediately.



You may be posted to another examination centre to take your examinations for certain subjects such as Music Practical, Science Practical, Art and Foreign Language Listening Comprehension examinations.

For such papers, you must still report to the designated examination centre indicated on your entry proof even if you are unable to reach the examination centre before the end of the paper.

5.3.4 If you have any enquiries regarding the major train service disruptions, school candidates should contact your school and private candidates should contact SEAB via our [feedback form](#).

5.4 Other Unexpected Situations

- 5.4.1 For any unexpected situations where you are not able to reach the examination centre on time for the examination (e.g. caught in massive traffic jam or flood), school candidates should contact your school and private candidates should [contact SEAB](#) immediately for assistance.

6 RESULTS AND EXAMINATION CERTIFICATES

6.1 Release of Results

	Tentative Dates of Results Release for Mid-Year examination (Mother Tongue Language (MTL) / MTL Syllabus B)	Tentative Dates of Results Release for Year-End examinations
GCE A-Level	End-August of the examination year	Mid-February of the following year
GCE A-Level (Project Work)		Mid-April of the following year

6.1.1 For School Candidates

You will be issued your examination results through your school on the day of the release of results.

Your school will inform you of your results for the GCE A-Level Mid-Year MTL or MTL Syllabus B examinations.

You can also view your examination results online via [SEAB's Candidates Portal](#) at <https://myexams.seab.gov.sg/auth/login> with your Singpass account.

6.1.2 For Private Candidates

Your examination results will be mailed to the postal address that you have provided to SEAB within 5 working days from the date of the results release.

The GCE A-Level Mid-Year Mother Tongue Language (MTL) written examination results can be viewed online via [SEAB Candidates Portal](#) at <https://myexams.seab.gov.sg/auth/login>, and candidates may retake their MTL written examinations at the Year-End examination. The better MTL grade will be reflected when the Year-End results are released.

If there is cause for suspicion that any examination rules or regulations have been breached, SEAB may withhold your examination results until investigations are completed and it is concluded that no breach of examination rules or regulations have been made. Your examination results will be withheld if you are found to have breached any of the examination rules or regulations, your examination results will be withheld.

If you are eligible for Singpass, you can also view your examination results online via [SEAB's Candidates Portal](https://myexams.seab.gov.sg/auth/login) at <https://myexams.seab.gov.sg/auth/login> with your Singpass account.

For students whose Singpass PIN had expired, they can reset their password instantly online or request for a new PIN mailer via the [Singpass website](#).

For students who are not eligible for Singpass, i.e. International Students, SEAB will send a system-generated username to their email address a few days before your examination results release exercise.

Note: The Singpass has been enhanced with a Two-Factor Authentication (2FA) for all e- government transactions that display sensitive individual data or those that require a high level of identity assurance. The SEAB's Candidates Portal is one such e- government service that requires a 2FA login. If you are eligible to apply for Singpass, you are advised to visit the [Singpass website](#) at <https://www.singpass.gov.sg> to register, activate and link your mobile phone / token with your Singpass account.

- 6.1.3 It is compulsory that you sit for all registered components of a subject, such as the Oral, Listening Comprehension, Coursework, Practical and Written papers. **You will receive an "Absent" grade for the subject if you do not turn up for one or more components unless you have been granted an exemption by SEAB for that component.**
- 6.1.4 **Candidates who withdraw from the examinations will have their national examination registration records deleted. These candidates will not receive any results or examination certificates for any subjects or components that they have sat for. If examination results, such as the Mid-Year MTL examination results have already been released, the results will be invalidated.**

6.2 Appeal for Review of Results

- 6.2.1 You may apply to review your examination results if you feel that the grade you have obtained does not accurately reflect your achievement in the subject. An appeal fee will be charged for each subject.

Please note that the appeal for results cover the review of marking and a full clerical re-check. The appeal will be carried out by a senior marker who is different from the original marker. As all scripts would have been carefully marked by experienced teachers who have taught the subject and have undergone the required training before marking began and that these marked scripts would also have been carefully reviewed and checked during appeal by senior markers, SEAB does not release the marked scripts to the candidates submitting an appeal for results.

- 6.2.2 You must apply through your school if you wish for SEAB to review your Mid-Year and Year-End examination results.

6.2.3 For School Candidates

Your appeal applications must reach SEAB within five (5) working days after the official release of your examination results. SEAB will not process your appeal application if the application and payment were received after the deadline.

6.2.4 For Private Candidates

You can submit your appeal through [SEAB's Candidates Portal](https://myexams.seab.gov.sg/auth/login) at <https://myexams.seab.gov.sg/auth/login>, no later than 5 working days after the official release of your examination results. The payment also needs to be made within the same time period, via the e-payment modes offered on the portal.

Please note that late applications will not be considered after the appeal period. Once you have made payment successfully, the appeal application would be processed.

For clarifications, please contact SEAB via our [feedback form](#).

- 6.2.5 You can expect to receive the outcome within six (6) weeks after the appeal deadline. School candidates will receive through your school and private candidates will receive an email from SEAB to your registered email address. Should your appeal result in a change in examination results, the examination results will be adjusted accordingly, and a replacement examination certificate would be issued to you.

6.3 Eligibility for the Award of Examination Certificates



- Candidates who obtain at least a Grade E at H1-Level or H2-Level will receive a Singapore-Cambridge General Certificate of Education Advanced Level certificate.

6.4 Grading Systems

ADVANCED LEVEL GRADES (Subjects Examined at H1 and H2 Level)	REMARKS
A, B, C, D, E where Grade A is the highest and Grade E is the lowest.	GCE Advanced Level Pass.
*S	Failed to obtain a pass in the subject. This will be reflected on the digitalised result slip but will not be shown on the certificate.
Ungraded	
<ul style="list-style-type: none">• *S denotes Sub-pass.• Performance in Oral / Aural in Chinese, Malay, Tamil is indicated as Distinction, Merit, Pass or Ungraded.• Subjects with “S”, “UNGRADED” or “ABSENT” will not be shown on the certificate.• Performance in the Chinese B / Malay B / Tamil B is indicated as Merit, Pass or Ungraded. Mother Tongue B is not an A-Level subject.	

ADVANCED LEVEL GRADES (Subjects Examined at H3 Level)	REMARKS
Distinction	GCE Advanced Level Pass.
Merit	
Pass	
Ungraded	Failed to obtain a pass in the subject. This will not be shown on the certificate but will be reflected on digitalised result slip.
<ul style="list-style-type: none"> Subjects with “UNGRADED” or “ABSENT” will not be shown on the certificate. 	

6.5 Issuance of Examination Certificates

6.5.1 For School Candidates

You will receive your certificate(s) on the day of the release of results if you obtain a pass in at least one subject.

School candidates may request for a re-print of your examination certificate(s) through your school if there is an error in your name. You must make the request within one (1) month from the date of issue. There will be a service charge for this request.

6.5.2 For Private Candidates

You will receive your examination certificates by registered post no later than 7 calendar days after results release. This includes the Mid-Year Mother Tongue Language subject in the GCE A-Level examinations, if you obtain a pass in at least one subject.

Any examination certificate that is not delivered successfully to private candidates will be sent to SEAB. For clarifications, please contact SEAB via our [feedback form](#). Certificates not claimed **within one year** from the year of examination will be destroyed, and no replacement will be made available.

Private candidates may request for a re-print of your examination certificate(s) if there is an error in their name. For private candidates, all requests must be sent to SEAB, within one (1) month from the date of issue, via our [feedback form](#). There will be a service charge for this request.

6.5.3 Digitised Examination results

- 6.5.3.1 Candidates who are Singapore Citizens and Singapore Permanent Residents and who have a Singpass account will be able to retrieve their digitised examination results in the OpenCerts format five (5) working days after the release of results. These examination results will be available via the [MySkillsFuture Skills Passport](https://www.myskillsfuture.gov.sg/content/portal/en/individual/skills-passport.html) at <https://www.myskillsfuture.gov.sg/content/portal/en/individual/skills-passport.html>.
- 6.5.3.2 Please note that digitised results can be submitted electronically to the universities you are applying to. You may refer to [SEAB's website](https://www.seab.gov.sg/home/services/purchase-of-statements-of-results) at <https://www.seab.gov.sg/home/services/purchase-of-statements-of-results> for more information.

6.5.4



SEAB does not issue duplicate copies of the examination certificates. If your past years' digitised examination results are not available, you may submit a request to SEAB through our [feedback form](#). More information could be found on [SEAB's website](https://www.seab.gov.sg/home/services/statements-of-results) at <https://www.seab.gov.sg/home/services/statements-of-results>

7 ADDITIONAL INSTRUCTIONS FOR SPECIFIC SUBJECTS

7.1 Examinations with Multiple Choice Questions (MCQs)

You will be issued with a Personalised Multiple Choice Answer Sheet (PMCAS) to shade your answers for examination papers with MCQs. You are reminded to use 2B pencils to shade your answers in the PMCAS. A soft eraser should be used if you wish to change your answers.

7.2 Listening comprehension examinations

Listening comprehension examinations will be conducted through a broadcast. You are advised to report to your respective examination centres punctually.

7.3 Science practical examinations

7.3.1

For School Candidates

You will receive your Science Practical examination schedule from your school.

7.3.2

For Private Candidates

You will be notified of your examination schedule, at least 7 days before the examination, by email or post. The schedule will include information such as the examination centre, reporting venue, reporting time, examination start time, examination end time and dismissal time.

You should contact SEAB via our [feedback form](#) if you do not receive your Science Practical examination schedule 7 days before the examination date. It is important that you arrive at the designated reporting venue of the examination centre before the reporting time indicated in your Science Practical examination schedule.

- 7.3.3 Science Practical examinations are conducted in shifts. You are required to report to the reporting room before the start of the examination and you must report to the quarantine room after your examination. You must surrender all electronic devices once you report to the examination personnel. You will be quarantined before and after the examinations.
- 7.3.4 You may not be allowed to sit your Science Practical examination if you report after the scheduled reporting time for your allocated shift.
- 7.3.5 If you are found in possession of any electronic devices while in the reporting room, Science laboratory or quarantine room, be it before or after the Science Practical examination, you are liable for the same penalty as those who had committed an act of dishonesty.
- 7.3.6 You are not allowed to bring in any reference materials and / or any unauthorised materials, including the Periodic Tables and / or devices as stipulated in the Examination Rules and Regulations (Section 3) into the science laboratory.
- 7.3.7 Candidates who contravene the above rules and regulations are liable for the same penalty as those who had committed an act of dishonesty.

7.4 Oral examinations

- 7.4.1 You must refer to your entry proof for the specific date that you have been scheduled to sit the oral examination. Please take note of your assigned examination centre for the oral examination.
- 7.4.2 On the day of the oral examination, you are required to report to your assigned examination centre at least 30 minutes before the start of the examination. You will need to report to the waiting room / area and wait for your turn to be examined by the oral examiners.
- 7.4.3 Upon reporting to the waiting room, you must surrender all unauthorised materials and electronic devices. If you are found in possession of such materials / electronic devices within the premises of the oral examination (e.g. waiting room or examination room), you are liable for the same penalty as those who had committed an act of dishonesty.

7.5 For candidates sitting for Music Performing Examinations: GCE A-Level H2 Music (9753/03)

- 7.5.1 All GCE A-Level Music examinations (9753) will be conducted in October at your own schools.
- 7.5.2 All candidates must provide their own musical instruments for the GCE A-Level H2 Music (9753/02 and 9753/03) examinations.

7.6 H2 Independent Study, H3 Research Essays, and Research-based Programmes

7.6.1 Candidates registered for the following national examinations are required to submit materials for assessment:

- H3 Research Essay
- H3 Research Programme
- H2 Independent Study
- H1 Project Work

Candidates are **not** allowed to submit the same set of materials for assessment across different examinations. In addition, materials submitted for the current year of examination must **not** be materials that were already submitted for assessment in the preceding examinations or other assessments/examinations.

7.6.2 Candidates who contravene the above rules and regulations are liable to the same penalty as those who commit an act of dishonesty.

7.7 H3 Programmes offered by MOE Partners

7.7.1 Withdrawal Period

Three autonomous universities (AUs), namely, Nanyang Technological University (NTU), National University of Singapore (NUS) and Singapore Management University (SMU) are the examining agencies of the H3 programmes. A withdrawal period applies to the respective programmes:

H3 Programmes	Withdrawal Period
Taught programmes	within 2 weeks from the start of instruction
Science Research programmes	2 weeks from the confirmation of students' research proposals
Humanities & Social Science Research programme	2 weeks from the start of NUS HSSR school term

7.7.2 You are allowed to withdraw from the H3 programme(s) within the withdrawal period. After the withdrawal period, you are deemed to have registered with SEAB for the H3 programme(s). Should you withdraw from the programme(s) after the withdrawal period, you will be charged an administrative fee and an "ABSENT" grade will be reflected on your A-Level results.

7.7.3 You should submit your AA application to the relevant AU(s) through your school. The application should include any documents related to AA.

7.7.4 Special Consideration (SC) – Taught programmes

Should you have sat the final examination under adverse conditions (e.g. medical reasons, bereavement, physical injuries), you may submit your SC application to the relevant AU(s) through your school, provided:

- You have completed 100% of the component weighting for the affected subject.
- You have the relevant evidence and supporting documents to support your application (e.g. medical report / statement from a qualified medical practitioner or a death certificate due to bereavement reason).

You must inform your school before the start of the affected examination paper or immediately after the affected examination paper, if you have/would be adversely affected by the event. Please inform your school early, as your school needs to submit completed SC application(s) with the supporting documents to AU(s), no later than 3 working days after the examination.

Late submissions or applications with incomplete information or supporting documents from the deadlines stated above would not be processed.

7.7.5 Absent from the Final Examination – Taught programmes

Should you be absent from the final examination, an “ABSENT” grade will be reflected on your A-Level results.

7.7.6 Appeal for Review of Results

You may apply to SEAB for a review of your examination results if you feel that the grade obtained does not accurately reflect your achievement in the programme(s). AUs will conduct a review in compliance with SEAB’s and the respective AUs’ policies.

7.8 Literature in English (8832 and 9509) and Theatre Studies and Drama (9519) Paper 1

Candidates sitting GCE A-Level Literature in English (8832 and 9509) and GCE A-Level Theatre Studies and Drama (9519) Paper 1 may take the texts they have studied into the examination venue with the following conditions:

7.8.1 Materials that can be taken into the examination venue

Only non-electronic original texts (original published editions) should be taken into the examination venue. Candidates are only allowed to bring one hardcopy of each approved text. No photocopies or texts downloaded from the internet are allowed. No other materials, including critical works or study notes of any kind, should be taken into the examination venue. The use of dictionaries is not permitted.

7.8.2 Underlining and highlighting of texts

Only underlining, highlighting or the use of vertical lines in the margins is permitted. Nothing else should be written in the texts except the candidate’s name. Separate pieces of paper such as post-its and tape flags are not allowed.

7.8.3 Folding and Flagging of Pages

Any kind of folding or flagging of pages in texts (e.g. use of post-its, tape flags or paper clips) is not permitted. Page numbers should not be highlighted, underlined, or marked out in any other way.

7.9 Mother Tongue Language and Literature Subjects

Candidates offering the following papers may take the texts they have studied into the examination venue with the following conditions:

- GCE A-Level Chinese Language and Literature (9901/1 Part 2)
- GCE A-Level Chinese Language and Literature (9575/3)
- GCE A-Level Malay Language and Literature (9921/1 Part 2)
- GCE A-Level Malay Language and Literature (9576/3)
- GCE A-Level Tamil Language and Literature (9941/1 Part 2)
- GCE A-Level Tamil Language and Literature (9577/3)

7.9.1 **Material that can be taken into the examination venue**

Only non-electronic original texts (original published editions) should be taken into the examination venue. Candidates are only allowed to bring one hardcopy of each approved text. No photocopies or texts downloaded from the internet are allowed. No other materials, including critical works or study notes of any kind, should be taken into the examination venue. The use of dictionaries is not permitted.

7.9.2 **Underlining and highlighting of texts**

Only underlining, highlighting or the use of vertical lines in the margins are permitted. Nothing else should be written in the texts except the candidate's name. Separate pieces of paper such as post-its and tape flags are not allowed.

7.9.3 **Folding and Flagging of Pages**

Any kind of folding or flagging of pages in texts (e.g. use of post-its, tape flags or paper clips) are not permitted. Page numbers should not be highlighted, underlined, or marked out in any other way. Please refer to [Annex D](#) for the lists of approved texts.

7.10 **Geography**

Topographical maps used in Geography papers must be returned to the invigilators at the end of the examination.

7.11 **e-Examinations**

7.11.1 The following examination papers are conducted via SEAB's eExam /eExam2 System:

EXAMINATION LEVEL	SUBJECT NAME	SUBJECT CODE / PAPER NUMBERS
GCE A-Level	Computing	9569/2
GCE A-Level (Mid-Year and Year-End)	Chinese B	8611/1 and 8611/2
	Malay B	8613/1 and 8613/2
	Tamil B	8614/1 and 8614/2
GCE A-Level	Chinese Language and Literature	9575/2
	Malay Language and Literature	9576/2
	Tamil Language and Literature	9577/2
	Translation (Chinese)	9571/1 and 9571/2

7.11.2 All oral examinations are conducted electronically using SEAB's eExam2 System. A video stimulus will be shown as part of the oral examinations. For subjects where there is a reading passage or presentation topics as part of the oral examinations, the reading passages or presentation topics will be shown using the SEAB eExam2 System.

- 7.11.3 Candidates may visit [SEAB's website](#) to find out more details on the e-oral examination, e-written examination and/or computer-based practical examination. Online tutorials are available for candidates to view and familiarise themselves prior to the e-Examinations.

Please refer to the links below:

- For school candidates - <https://www.seab.gov.sg/home/examinations/e-exam-resources>
- For private candidates - <https://www.seab.gov.sg/home/examinations/e-exam-resources-for-private-candidates>

- 7.11.4 You will be sitting for the e-Examinations (if applicable) at your assigned examination centre. The necessary computing devices and IT support will be provided by the examination centre that you are posted to.

8 ANNEXES

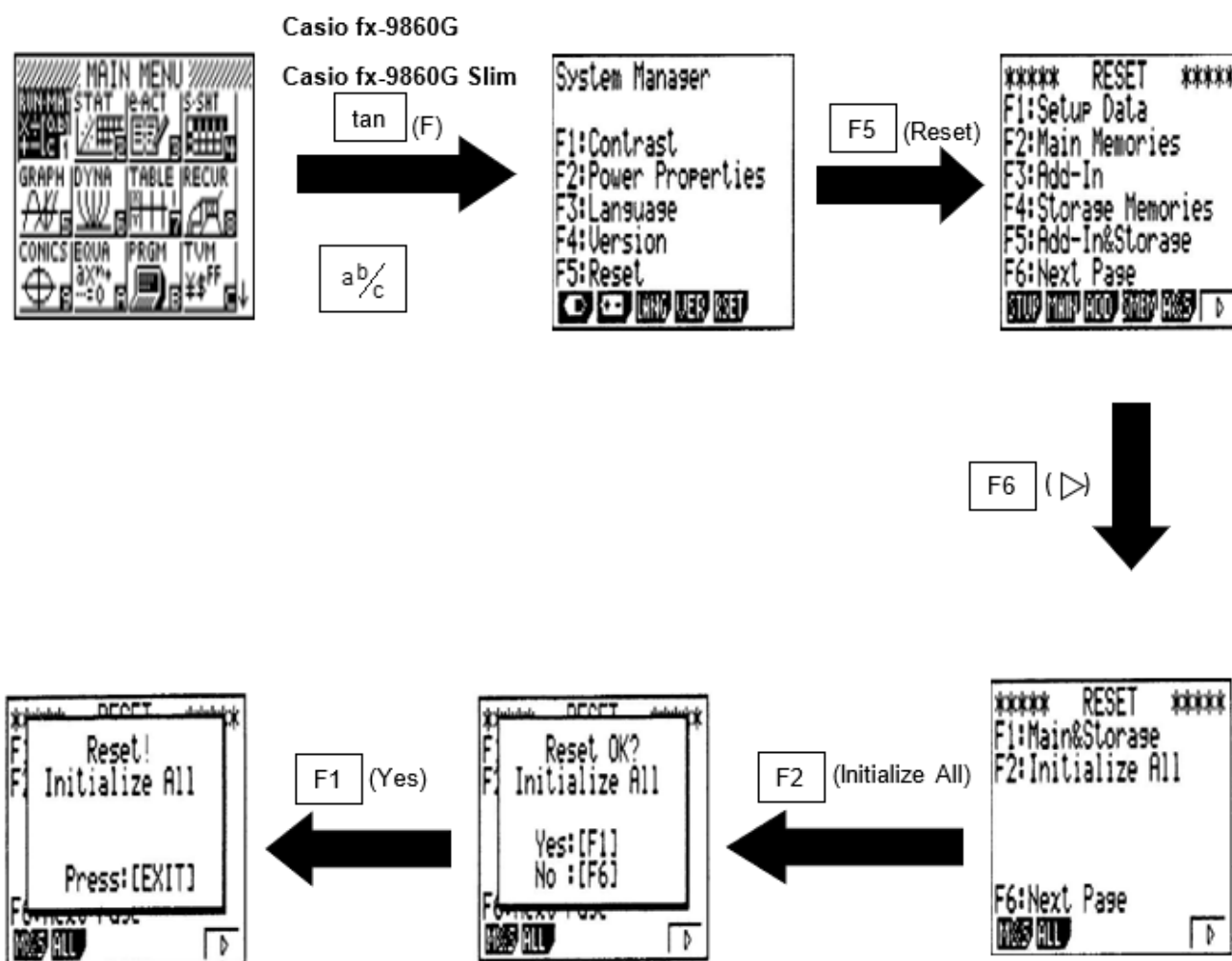
ANNEX A-1: LIST OF APPROVED CALCULATORS

Candidates may visit [SEAB's website](https://www.seab.gov.sg/home/examinations/approved-calculators) at <https://www.seab.gov.sg/home/examinations/approved-calculators> for the list of approved calculators.

ANNEX A-2: STEPS TO CLEAR ALL MEMORY IN GRAPHING CALCULATORS (GC)

Casio GCs

Resetting the Casio FX-9860G, Casio FX-9860G Slim and Casio FX-9860 GII for the examinations



Resetting Casio CFX-9850 GC for the examinations

Step 1: Highlight the MEM icon on the main menu and then press or press

```
Memory
Memory Usage
Reset

To Select:[↑][↓]
To Set   :[EXE]
```

Step 2: Use to move the highlighting down to "Reset" and then press

```
*****
*      RESET      *
*****
RESET ALL MEMORIES?
[F1]              [F6]
YES  RESET ALL  NO
(F1)              (F6)
```


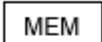
Step 3: Press (YES) to reset the calculator.

```
*****
*                  *
*  MEMORY CLEARED! *
*                  *
*****
PRESS [MENU] KEY
```

Texas Instrument GCs



Steps to Clear All MEMORY for TI-83 GC

To reset all memory on the Texas Instrument graphing calculator, follow the following steps:

1. Press   to display the **MEMORY** menu.

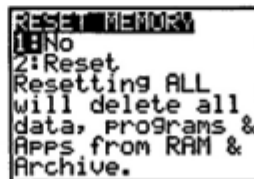


2. Select 7: Reset...

3. From the **RAM ARCHIVE ALL** menu, press   to display the **ALL** menu.



4. Select 1: All Memory... to display the **RESET MEMORY** menu.



5. Select 2: Reset

Singapore Reset Procedures for TI-84 Plus Family of GCs

Step 1: Make sure the calculator is off

Step 2: Press key while holding the and keys. You will see the following screen.

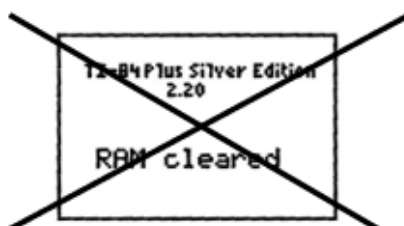


Step 3: Press the key to select "OK". You will see the following screen with a blinking cursor on the upper left corner. Leave the calculator on this "MEM cleared" screen for invigilators to check.



MEM Cleared
for Singapore

*Note that the screen should read **MEM Cleared** and not RAM cleared.



ANNEX B: LIST OF SUBJECTS WHERE USE OF DICTIONARIES IS ALLOWED

GCE A-LEVEL

- Candidates who sit for the following Mother Tongue B subjects will be allowed to use the approved dictionaries.

SUBJECT NAME	SUBJECT CODE/PAPER NUMBER
Chinese B	8611/1
Malay B	8613/1
Tamil B	8614/1

- Candidates who sit for the following H2 Mother Tongue Language and Literature subjects will be allowed to use the approved dictionaries.

SUBJECT NAME	SUBJECT CODE/PAPER NUMBER
Chinese Language & Literature	9575/1
Malay Language & Literature	9576/1
Tamil Language & Literature	9577/1

- Candidates who sit for the H2 Translation (Chinese) will be allowed to use the approved dictionaries.

Please refer to 3.16 for use of dictionaries for A-Level H2 Translation (Chinese)

- Candidates who sit the following subjects will be allowed to use the approved dictionaries for Paper 1, Part 1 **only**.

The use of dictionaries is strictly prohibited during the conduct of Paper 1, Part 2.

SUBJECT NAME	SUBJECT CODE/ PAPER NUMBER	Duration of Part 1	Duration of Part 2
Chinese Language	8655/1	1 hr 30 mins	1 hr 30 mins
Malay Language	8656/1		
Tamil Language	8657/1		
Bengali	8827/1		
Gujarati	8828/1		
Hindi	8829/1		
Panjabi	8836/1		
Urdu	8837/1		

- The question papers will be issued separately in 2 parts: Part 1 consists of composition / functional-writing and Part 2 consists of comprehension and language usage.
- Part 1 will be issued to candidates first.

	Dictionary
Part 1	Allowed to use
Part 2	Not allowed. Place on floor before start of part 2

- c) Dictionaries can only be used for Part 1 of the paper.
 - d) At the end of Paper 1, Part 1, there will be an **admin break of 15 mins**. Candidates must remain seated during the admin break.
 - e) During the admin break, candidates will be instructed to **place their dictionaries on the floor**.
 - f) Paper 1, Part 2 question papers will only be issued after all candidates have placed their dictionaries on the floor.
 - g) **During the admin break, candidates are NOT allowed to read the questions in Paper 1, Part 2, go through their answers in Paper 1, Part 1, or perform any writing.** After the admin break, candidates may either proceed with answering Paper 1, Part 2 first or continue with Paper 1, Part 1. Should candidates choose to continue with Paper 1, Part 1, they will not have access to their dictionaries.
 - h) The total examination duration **excludes the 15-min admin break**.
- Candidates who sit the following subjects will be allowed to use the dictionaries for Part 1 and the approved text for Part 2.

SUBJECT NAME	SUBJECT CODE/ PAPER NUMBER	Duration of part 1	Duration of part 2
	H3 Papers		
Chinese Language & Literature	9901/1	1 hr 15 mins	1 hr 45 mins
Malay Language & Literature	9921/1		
Tamil Language & Literature	9941/1		

- a) Question paper will be issued in 2 parts:

	Dictionary	Approved text
Part 1	Allowed to use	Not allowed. Place on floor before start of part 1
Part 2	Not allowed. Place on floor before start of part 2	Allowed to use

- b) Part 1 question papers will be issued to candidates first.
- c) Candidates may bring in both approved dictionaries and approved literature texts into the examination hall / room. However, they must place their literature texts on the floor before the start of Part 1.
- d) At the end of Paper 1, Part 1, there will be an **admin break of 15 mins**. Candidates should remain seated during the admin break.
- e) The invigilators will collect the answer scripts for Paper 1, Part 1 during the admin break.
- f) During the admin break, candidates will be instructed to:
 - place their dictionaries on the floor; and
 - place their literature texts on their desk.
- g) Paper 1, Part 2 question papers will only be issued after all candidates have placed their dictionaries on the floor.
- h) **During the admin break candidates are NOT allowed to read the questions in Paper 1, Part 2 and do any writing.**
- i) The total examination duration **excludes the 15-min admin break**.

ANNEX C: LIST OF APPROVED DICTIONARIES

Candidates may visit [SEAB's website](https://www.seab.gov.sg/home/examinations/approved-dictionaries) at <https://www.seab.gov.sg/home/examinations/approved-dictionaries> for the list of approved dictionaries.

ANNEX D: LIST OF APPROVED TEXTS FOR H2 & H3 MOTHER TONGUE SUBJECTS

GCE A-Level H2 CHINESE LANGUAGE AND LITERATURE (CLL) (9575/3)

S/N	TITLE	PUBLISHER
Text 1	《大学先修班 H2/H3 华文与文学指定文学作品》——古典文学	玲子传媒私人有限公司，2020
Text 2	《大学先修班 H2/H3 华文与文学指定文学作品》——现代文学	玲子传媒私人有限公司，2020
Text 3	《现代文学指定文本--啖呷店》	玲子传媒私人有限公司，2017

(For candidates taking GCE A-Level H2 CLL syllabus)

The book containing the original text of all the poems, “Ci”, classical prose, short story & Modern Play etc. from the GCE A-Level H2 CLL syllabus published by Lingzi Media Pte Ltd will be the only publication which can be used in the open book examination. No photocopies or texts downloaded from the internet are allowed.

GCE A-Level H3 CHINESE LANGUAGE AND LITERATURE (CLL) (9901)

S/N	TITLE	PUBLISHER
Text 1	《大学先修班H2/H3华文与文学指定文本古典文学》	玲子传媒私人有限公司，2014
Text 2	《大学先修班 H2/H3 华文与文学指定文学作品》——古典文学	玲子传媒私人有限公司，2020
Text 3	《红楼梦》（上）	人民文学出版社

*文本中的前言、序、后记、跋、点评、导读、附录、赏析或评析等应该除去。(书中所附的注释除外)

Text 1: [H2/H3 Chinese & Chinese Language and Literature 《大学先修班H2/H3华文与文学指定文本古典文学》 Lingzi Media Pte Ltd, 2014](#)

(For candidates taking GCE A-Level H3 CLL syllabus)

The book containing the original text of all the poems, “Ci”, “Shi Ji” 《史记》 and “Lun Yu” 《论语》 from the GCE A-Level H3 CLL syllabus published by Lingzi Media Pte Ltd. It will be the only publication which can be used in the open book examinations. No photocopies or texts downloaded from the internet are allowed.

Text 3: Only original texts (original published editions) should be taken into the examination room. No photocopies or texts downloaded from the internet are allowed. Any Preface, Foreword, Introduction (“序”、“前言”、“导读”) and Postscript (“后记”) in the text must be removed.

Open Text regulations for GCE A-Level H2 CLL and H3 CLL

A Materials that can be taken into the examination room

Only non-electronic original texts (original published editions) should be taken into the examination venue. No photocopies or texts downloaded from the internet are allowed. Only one copy of an original text is allowed in the examination venue per examination. Nothing else, including critical works or study notes of any kind, should be taken into the examination venue. The use of dictionaries is not permitted.

B Underlining and highlighting of text

Only underlining, highlighting or the use of vertical lines in the margins is permitted. Nothing else should be written in the texts except the candidate's name. Separate pieces of paper such as post-its and tape flags are not allowed.

C Folding and Flagging of Pages

Any kind of folding or flagging of pages in text (e.g. use of post-its, tape flags or paper clips) is not permitted. Page numbers should not be highlighted, underlined, or marked out in any other way.

H2 MALAY LANGUAGE AND LITERATURE (9576/3)

BAHAGIAN A: NOVEL DAN CERPEN

NOVEL

Batas Langit (Edisi Pelajar) oleh Mohamed Latiff Mohamed, Angkatan Sasterawan '50, 2021

CERPEN

Antologi Titik Pertemuan, Angkatan Sasterawan '50, 2021

- a) Yang oleh Jamal Ismail
- b) Angin Timur Angin Barat oleh Shahnnon Ahmad
- c) Suatu Perjalanan Sebuah Peta Sebuku Roti oleh Basiran Haji Hamzah
- d) Tulang Pekasam Ikan Puyu oleh Azizi Hj Abdullah
- e) Jago oleh Ahmad Jaaffar Munasip

BAHAGIAN B: PUISI TRADISIONAL DAN MODEN

Antologi Titik Pertemuan, Angkatan Sasterawan '50, 2021

- a) *Orang-orang Miskin* oleh W.S. Rendra
- b) *Guru Oh Guru* oleh Usman Awang
- c) *Ini Nasi Yang Kusuap* oleh Masuri S.N.
- d) *Betapapun Gerak Cepat Kehidupan akan Kususuri Landasan ini* oleh Ahmad Mohd Tahir
- e) *Jerebu* oleh Rasiah Halil
- f) *Anak Tetangga Kelantan Lane* oleh Kamaria Buang
- g) *Syair Nasib Melayu* oleh Tenas Effendy
- h) *Syair Singapura Terbakar* oleh Munshi Abdullah
- i) *Syair Siti Zubaidah*

BAHAGIAN C: DRAMA

Antologi Titik Pertemuan, Angkatan Sasterawan '50, 2021

- a) *Anjing Untuk Diplomat* oleh Hamed Ismail
- b) *Terbelenggu* oleh Amanah Mustafi
- c) *Titik Pertemuan* oleh Rohman Munasip

BAHAGIAN D: ANALISIS TEKS

Analisis Teks Bebas

GCE A-Level H3 MALAY LANGUAGE AND LITERATURE (9921)

- i) **Sulalatus Salatin (Sejarah Melayu)** (Cetera 1-5) - A Samad Ahmad (Dewan Bahasa & Pustaka)
- ii) **Cerpen Pilihan** (Unit Bahasa Melayu, Cawangan Bahasa Ibunda, Bahagian Perancangan dan Pembangunan Kurikulum, Kementerian Pendidikan Singapura)
 - a) *Sisa* oleh Hadijah Rahmat
 - b) *Ke Mana Hati Hendak Kubawa* oleh M. Fuad Salim
 - c) *Lembu* oleh Ismail Wardi
 - d) *Igauan di Siang Hari* oleh Saedah Saad
 - e) *Kembalilah Mama* oleh Maya

Open Text regulations for GCE A-Level H2 MLL and H3 MLL

A Materials that can be taken into the examination room

Only non-electronic original texts (original published editions) should be taken into the examination venue. No photocopies or texts downloaded from the internet are allowed. Only one copy of an original text is allowed in the examination venue per examination. Nothing else, including critical works or study notes of any kind, should be taken into the examination venue. The use of dictionaries is not permitted.

B Underlining and highlighting of text

Only underlining, highlighting or the use of vertical lines in the margins is permitted. Nothing else should be written in the texts except the candidate's name. Separate pieces of paper such as post-its and tape flags are not allowed.

C Folding and Flagging of Pages

Any kind of folding or flagging of pages in text (e.g. use of post-its, tape flags or paper clips) is not permitted. Page numbers should not be highlighted, underlined, or marked out in any other way.

‘அ’ பிரிவு: நாவல், சிறுகதை

நாவல்:

சமுதாய வீதி (நா பார்த்தசாரதி)

சிறுகதைகள்:

1. காஞ்சனை – புதுமைப்பித்தன்
2. விடியுமா? – கு.ப.ராஜகோபாலன்
3. கதவு – கி.ராஜநாராயணன்
4. தேடல் – நா.கோவிந்தசாமி
5. எண்ணங்கள் நிலையானவை அல்ல – மா.இளங்கண்ணன்
6. நாடோடிகள் – இராம.கண்ணபிரான்

‘ஆ’ பிரிவு: கவிதை

கவிதைகள்:

1. பழமொழி நானூறு

நட்பின் இயல்பிலுள்ள நான்கு பாடல்கள்

இனியாரை யுறற இடர்தீர உபாயம் முனியார் செயினும் மொழியால் முடியா துனியால் திரையுலாம் நூங்குநீர்ச் சேர்ப்ப! பனியால் குளநிறைத லில்	தந்தைமை மிலலாதார் நடடவர தீமையையும் எந்தீமை யென்றே உணர்பதாம் – அந்தன் பொருதிரை வந்துலாம் பொங்குநீர்ச் சேர்ப்ப! ஒருவர் பொறையிருவர் நட்பு
தெற்றப் பரிந்தொருவர் தீர்ப்ப ரெண்பட்டார்க் குற்ற குறையை உரைப்பதாம் - தெற்ற அறையார் அணிவளையாய்! தீர்த லுறுவார் மறையார் மருத்துவர்க்கு நோய்	முட்டின் றொருவர் உடைய பொழுதின் கண் அட்டிற்றுத் தின்பவர் ஆயிரவர் ஆபவே கட்டலர்தார் மார்ப்! கலியுழிக் காலத்துக் கெட்டார்க்கு நட்பாரோ இல்

2. திருக்குறள்
 - ஆள்வினையுடைமை
 - சொல்வன்மை
 - வினைத்திட்டம்
3. தமிழ் – பாரதியார்
4. எந்நாளோ? – பாரதிதாசன்
5. எறும்பு-இயற்கை-மனிதன் – ந.பழனிவேலு
6. இயற்கை இன்பம் – சிங்கை முகிலன்
7. இரவிலும் பகலை எதிர்பார் – அமலதாசன்
8. கல்லின் காயம் – அப்துல் ரகுமான்
9. மரம் – வைரமுத்து
10. ஹைக்கூ கவிதைகள்
 - கூண்டுக்கு விடுதலை (நா.முத்துக்குமார்)
 - குருவிக்கூடுகள், கடவுளைத்தேடி (ஏ.தேவராஜன்)
 - சோம்பல் மாணவன், எறும்புகள் வரும் நேரம் (ந.பச்சைபாலன்)
11. ஆட்டனத்தி ஆதிமந்தி – கண்ணதாசன்

‘இ’ பிரிவு: நாடகம்

1)	சிங்கப்பூர் மாப்பிள்ளை (சே.வெ. சண்முகம்)
2)	ஊஞ்சல் – (சுஜாதா)

‘ஈ’ பிரிவு: இலக்கியத் திறனாய்வு (பார்த்திராத பனுவல்கள்)

இப்பிரிவில் பயன்படுத்தப்படும் பனுவல்கள் பாடத்திட்டத்தில் பரிந்துரைக்கப்படாதவை.

GCE A-Level H3 TAMIL LANGUAGE AND LITERATURE (9941)

List of Approved Texts

S/N	TITLE	AUTHOR
1	தூண்டில் மீன் Thoondil Meen	மா. இளங்கண்ணன் M. Ilangkannan
2	தமிழ் இன்பம் Thamzhil Inbam	ரா. பி. சேதுப்பிள்ளை Dr R.P. Sethupillai

Open Text regulations for GCE A-Level H2 TLL and H3 TLL

A Materials that can be taken into the examination room

Only non-electronic original texts (original published editions) should be taken into the examination venue. No photocopies or texts downloaded from the internet are allowed. Only one copy of an original text is allowed in the examination venue per examination. Nothing else, including critical works or study notes of any kind, should be taken into the examination venue. The use of dictionaries is not permitted.

B Underlining and highlighting of text

Only underlining, highlighting or the use of vertical lines in the margins is permitted. Nothing else should be written in the texts except the candidate's name. Separate pieces of paper such as post-its and tape flags are not allowed.

C Folding and Flagging of Pages

Any kind of folding or flagging of pages in text (e.g. use of post-its, tape flags or paper clips) is not permitted. Page numbers should not be highlighted, underlined, or marked out in any other way.

ANNEX E: ORAL EXAMINATIONS INSTRUCTIONS

GCE A-Level

SINGAPORE-CAMBRIDGE GENERAL CERTIFICATE OF EDUCATION

ADVANCED LEVEL

8655/2 CHINESE LANGUAGE

8656/2 MALAY LANGUAGE

8657/2 TAMIL LANGUAGE

ORAL EXAMINATION

INSTRUCTIONS TO CANDIDATES

- 1 The Oral examination consists of two parts. Candidates will sit the paper in the order given below:

Oral Presentation : You will watch a video clip and give a 'not more than two minutes' Oral Presentation based on a given topic using the video as a stimulus.

Discussion : You will then engage in a discussion with the Oral Examiners based on your Oral Presentation.
- 2 This is how the examination will be conducted:
 - a) Report to the Assistant Oral Examiner by the appointed time. You will be asked to sign against your name on the attendance sheet. You will key in the Exam Centre Key provided by the Assistant Oral Examiner for you to start the silent preparation.
 - b) You will put on a headphone to watch a video clip quietly and prepare a 'not more than two minutes' Oral Presentation based on a given topic using the video as a stimulus. You will be given **TEN (10) minutes** to do so, at the end of which you will be logged out automatically.
 - c) You will be given a piece of paper to write down notes while watching the video clip. You may bring the notes with you when you meet the Oral Examiners.
 - d) When it is your turn to be examined, report to the Oral Examiners.
 - e) Place the piece of notes in the box provided at the end of your Oral examination.
- 3 You must remember to bring your identification document with a photograph (e.g. NRIC or passport) and when you report for the Oral examination. Please note that the Oral examination is compulsory. If you do not attend it, you will not be awarded a grade for the subject even if you they are present for the remaining papers.

SINGAPORE EXAMINATIONS & ASSESSMENT BOARD

SINGAPORE-CAMBRIDGE GENERAL CERTIFICATE OF EDUCATION

ADVANCED LEVEL

8611/3 CHINESE B

8613/3 MALAY B

8614/3 TAMIL B

ORAL EXAMINATION

INSTRUCTIONS TO CANDIDATES

- 1 The Oral Examination consists of two parts. Candidates will sit the paper in the order given below:
Oral Presentation : You will deliver a prepared presentation of about two minutes based on your selected topic related to the module – *Culture*.
Conversation : You will watch a video clip. Thereafter, you will engage in a conversation related to the theme of the video clip with the oral examiners.
- 2 This is how the examination will be conducted:
 - a) Report to the Assistant Oral Examiner by the appointed time. You will be asked to sign against your name on the attendance sheet.
 - b) Prepare yourself for the Oral Presentation and put on the headphone to watch the video clip. You will be given **TEN (10) minutes** to do so.
 - c) **You will be given a piece of paper to write down notes. You may bring the notes with you when you meet the Oral Examiners.**
 - d) When it is your turn to be examined, report to the Oral Examiners.
 - At the Oral Examiners station, if the video clip differs from what was given to you earlier, you must inform the Oral Examiners immediately.
 - Place the piece of notes in the provided box at the end of your oral examination.
- 3 You must remember to bring your identification document with a photograph (e.g. NRIC or passport) when you report for the Oral examination. Please note that the Oral examination is compulsory. Candidates who fail to attend it will not be awarded a grade in the subject even if you are present for the remaining papers.

SINGAPORE EXAMINATIONS & ASSESSMENT BOARD

SINGAPORE-CAMBRIDGE GENERAL CERTIFICATE OF EDUCATION

ADVANCED LEVEL

H1 French 8831/01
H1 German 8833/01
H1 Japanese 8835/01
H2 French 9735/01
H2 German 9736/01
H2 Japanese 9737/01
H2 Spanish 9578/01

ORAL EXAMINATION

INSTRUCTIONS TO CANDIDATES

The Oral Examination consists of three parts. Candidates will sit the paper in the order given below:

Section 1 PRESENTATION

You will be expected to give an oral presentation of:

- about 2 minutes (H1 French/German/Japanese); or
- about 3 minutes (H2 French/German/Japanese/Spanish)

based on a specific topic (listed under Topic Areas in the syllabus), which you have chosen and prepared beforehand.

Section 2 TOPIC CONVERSATION

You will be expected to hold a conversation with the Oral Examiner based on the topic you have chosen to present in Section 1.

Section 3 GENERAL CONVERSATION

You will be asked questions based on your background and interests. The Oral Examiner will then move on to a more mature conversation discussing more abstract and/or current issues within the general topic areas.




SINGAPORE EXAMINATIONS AND ASSESSMENT BOARD

ANNEX F: DOs and DON'Ts for the examinations

Are you ready for your examination?

This list is not exhaustive and serves only as a guide. You are advised to read the Examination Rules and Regulations thoroughly before sitting for your examinations.

- ✓ 1. **Do** read the Examination Rules and Regulations booklet and be familiar with the examination procedures for the different papers that you have registered (*e.g. written, oral, listening comprehension, science practical, etc.*).
- ✓ 2. **Do** check your examination timetable and prepare the necessary items for the examination (*e.g. entry proof, Photo ID, pen, 2B pencil and other essential stationery items*).
- ✓ 3. **Do** ensure that the items that you brought into the exam venue are allowed for use during examination (*e.g. calculators, dictionaries, etc.*).
- ✓ 4. **Do** dress appropriately.
- ✓ 5. **Do** allocate sufficient travelling time to your examination centre so that you can report at least 30 minutes before the start of your examination.
- ✓ 6. **Do** listen to all announcements given by the examination personnel carefully. Submit your answer scripts to the examination personnel before you leave the exam room.
- ✗ 7. **Don't** bring any unauthorised devices or materials into the exam venue. Make sure all stationery or belongings taken into the exam venue (*e.g. mathematical set, pencil case, entry proof*) are free of any unauthorised writings, notes, or formulae sheet in them.
- ✗ 8. **Don't** commit or attempt any acts of dishonesty, improper conduct, misbehaviour or support such acts during the examination.
- ✗ 9. **Don't** start writing or open the question/ answer booklet until you are told to do so.
- ✗ 10. **Don't** continue to write after the stop writing announcement has been made by the examination personnel.



ACKNOWLEDGEMENT

Vectors are courtesy of Freepik